



MT4 turbo – Session Map

1.	Session Map	2
1.1	News markers	2
1.2	Floating P/L, account information, and color-coding.....	3
1.3	Session bars	3

1. Session Map

The Session Map shows your current local time in relation to “sessions” during the trading day, i.e. the core trading hours when institutional dealers are most active in Sydney, Tokyo, London and New York.

(For example, Tokyo trading is defined as 11pm GMT to 8am GMT, or 8am to 5pm Tokyo time.)

The Session Map also shows markers for future news events; information about your floating P/L and equity; and price activity during each session.




Please note: the current time is taken from your computer clock, and its accuracy depends on your computer clock being accurate.

1.1 News markers

The bar at the bottom of the map shows markers for future news events, e.g. non-farm payroll. (Items to the right of the current time are *not* in the past: they are a long way into the future.)

Each marker is color-coded to indicate its importance: red for high-impact events; orange for medium; and gray for low.

You can hover the mouse over a marker to display a tooltip showing what the event is, and you can click on a marker to see that text in full. For example:

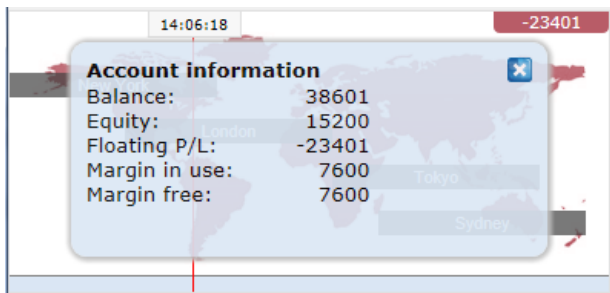


1.2 Floating P/L, account information, and color-coding

The box at the top of the map shows the current floating P/L on your account (if any). In the example above, the floating P/L is a loss of TODO.

The map is color-coded depending on the floating P/L: green for profit; red for loss; gray if no open position.

You can get a summary of your account by clicking on the P/L box. For example:

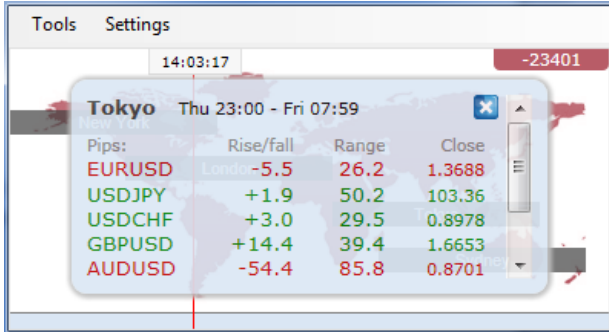


1.3 Session bars

If you hover the mouse over a session bar such as "Sydney", you will see a tooltip showing the current local time in Sydney and how long it is until core trading opens or closes in that region.

You can also click on a session bar to show a summary of price action for major symbols during that session.

The following example shows the most recent trading in Tokyo. EURUSD fell 5.5 pips during the session, with a trading range of 26.2 pips, closing at 1.3688.



Tools Settings

14:03:17 -23401

Tokyo Thu 23:00 - Fri 07:59

Pips:	Rise/fall	Range	Close
EURUSD	-5.5	26.2	1.3688
USDJPY	+1.9	50.2	103.36
USDCHF	+3.0	29.5	0.8978
GBPUSD	+14.4	39.4	1.6653
AUDUSD	-54.4	85.8	0.8701

Please note: the prices used in the Session Map are an average of multiple brokers and may differ very slightly from the prices displayed by your broker.

Disclaimer

This document has been prepared by Bernstein Bank GmbH, exclusively for the purposes of an informational presentation by Bernstein Bank GmbH. The presentation must not be modified or disclosed to third parties without the explicit permission of Bernstein Bank GmbH. Any persons who may come into possession of this information and these documents must inform themselves of the relevant legal provisions applicable to the receipt and disclosure of such information, and must comply with such provisions. This presentation may not be distributed in or into any jurisdiction where such distribution would be restricted by law. This presentation is provided for general information purposes only. It does not constitute an offer to enter into a contract on the provision of advisory services or an offer to buy or sell financial instruments. As far as this presentation contains information not provided by Bernstein Bank GmbH nor established on its behalf, this information has merely been compiled from reliable sources without specific verification. Therefore, Bernstein Bank GmbH does not give any warranty, and makes no representation as to the completeness or correctness of any information or opinion contained herein. Bernstein Bank GmbH accepts no responsibility or liability whatsoever for any expense, loss or damages arising out of, or in any way connected with, the use of all or any part of this presentation. This presentation may contain forward-looking statements of future expectations and other forward-looking statements or trend information that are based on current plans, views and/or assumptions and subject to known and unknown risks and uncertainties, most of them being difficult to predict and generally beyond Bernstein Bank GmbH's control. This could lead to material differences between the actual future results, performance and/or events and those expressed or implied by such statements. Bernstein Bank GmbH assumes no obligation to update any forward-looking statement or any other information contained herein.